

Glastender®

A family company manufacturing in the USA

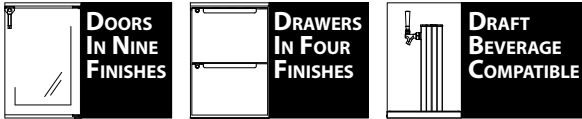
www.glastender.com



C1FB60
with compressor
left, glass doors, and
stainless top



CONFIGURATION HIGHLIGHTS



Intertek

EP 5016978

Energy Performance
Verified / Rendement
Énergétique Vérifié



Intertek



Intertek

4004503

Conforms to NSF/ANSI STD 7
and UL STD 471
Certified to CSA STD C22.2 No. 120
Listed to NSF Standard 7
for open food as a storage refrigerator

Standard Features

- Locking door(s)
- LED interior lighting
- Heated mullion to minimize condensation
- Evaporator above compressor compartment to maximize storage capacity
- Any door opening may be converted to a drawer section or to draft dispensing
- Available without a finished top for integrated installation below customer supplied bar top
- 180° swinging door

Specifications

Electrical

- 120V, 1 phase, 60 Hz
- Full load amps - C1FB32, C1FB36 - 3.0, C1FB52, C1FB60, C1FB72, C1FB84, C1FB92, C1FB108 - 7.0
- Dedicated 15 amp circuit is required
- Includes a 6 foot NEMA 5-15P grounded cord and plug which exits the back of refrigeration compartment

Refrigeration

- R290 - 125 grams
- Compressor - C1FB32, C1FB36 - 1/8HP, C1FB52, C1FB60, C1FB72, C1FB84, C1FB92, C1FB108 - 1/4HP
- Heat rejection - C1FB32, C1FB36 - 1228 BTU/Hr, C1FB52, C1FB60, C1FB72, C1FB84, C1FB92, C1FB108 - 2867 BTU/Hr

Operating Range

- 34°F (1°C) to 40°F (4°C)



5-15P

Project: _____	AIA# _____
Item #: _____ Qty: _____	SIS# _____
Model #: _____	

Coolers One Zone, Front Serviced, Bar Profile

C1FB32, C1FB36, C1FB52, C1FB60,
C1FB72, C1FB84, C1FB92, C1FB108

C1FB Configurable Options

Temperature:

- Beer/Food - 34°F to 40°F
- White wine - 50°F to 55°F
- Red wine - 60°F to 65°F

Refrigeration Compartment

Location:

- Left or Right

Refrigeration Compartment

Cover Finish:

- Black vinyl-clad
- Unlaminated
- Stainless steel
- Jeweled stainless
- Laminated

Door/Drawer Style & Finish:

- Door - Black vinyl-clad
- Door - Unlaminated
- Door - Stainless steel
- Door - Jeweled stainless
- Door - Laminated
- Door - Glass, black vinyl-clad
- Door - Glass, stainless steel
- Door - Glass, jeweled stainless
- Door - Glass, laminated
- Drawers - Black vinyl-clad
- Drawers - Unlaminated
- Drawers - Stainless steel
- Drawers - Jeweled stainless
- Drawers - Laminated

Door Hinge Location (specify for each door):

- Left or Right

See page 3 of this spec for a complete list of cooler accessories.

Shelving (specify per door section):

- Three adjustable shelves
- Keg rack
- Pull-out wine shelves:
 - » w/combination upright and horizontal storage
 - » w/upright storage
 - » w/horizontal storage (Note: not available for the door next to the compressor compartment.)

Door Handle:

(Note: drawers come with a stainless pull tab handle)

- Polished stainless
- Polished brass
- Stainless pull tab

Top Style:

- No finished top
- Stainless top
- Laminated top

Left and Right Side Finish:

- Black vinyl-clad
- Stainless steel
- Laminated

Back Finish:

- Galvanized steel
- Stainless steel

LED Lighting Style:

- Bright white (7,000k)
- Warm white (3,500k)
- Amber (2,700k)
- Blue

Glastender, Inc. • 5400 N Michigan Rd • Saginaw, MI • 48604-9780
989.752.4275 • 800.748.0423 • Fax 989.752.4444
www.glastender.com

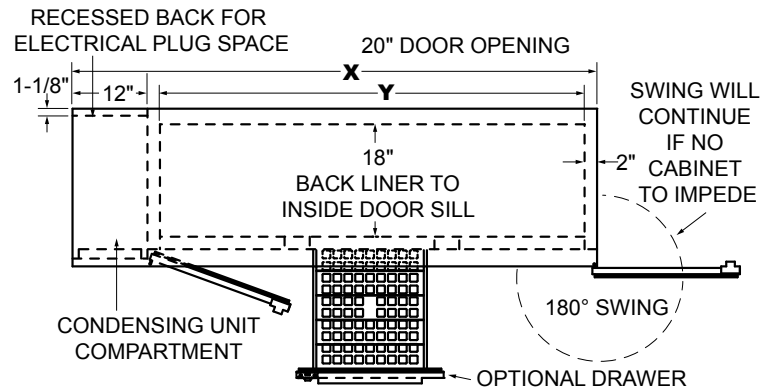
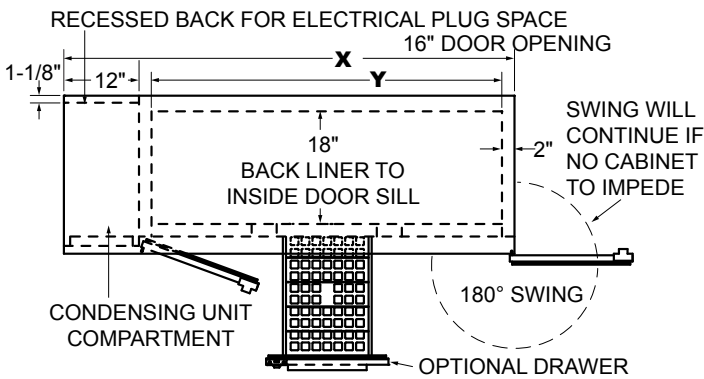
Approval/Notes:

Specifications subject to change without notice. For current specifications please visit our website.

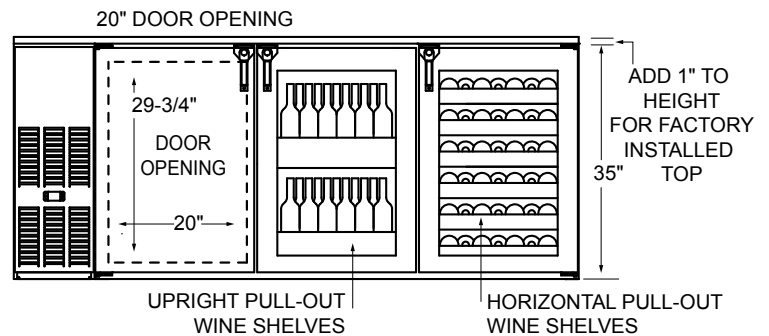
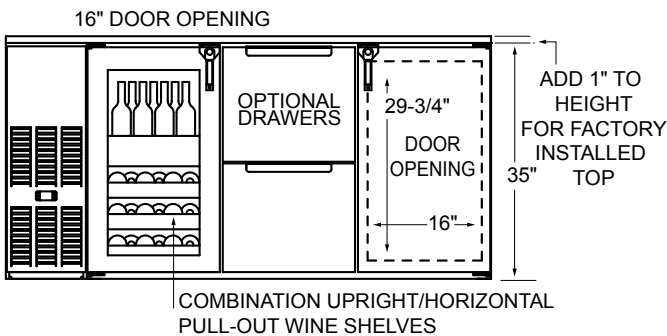
Coolers - One Zone, Front Serviced, Bar Profile

Dimensional Information

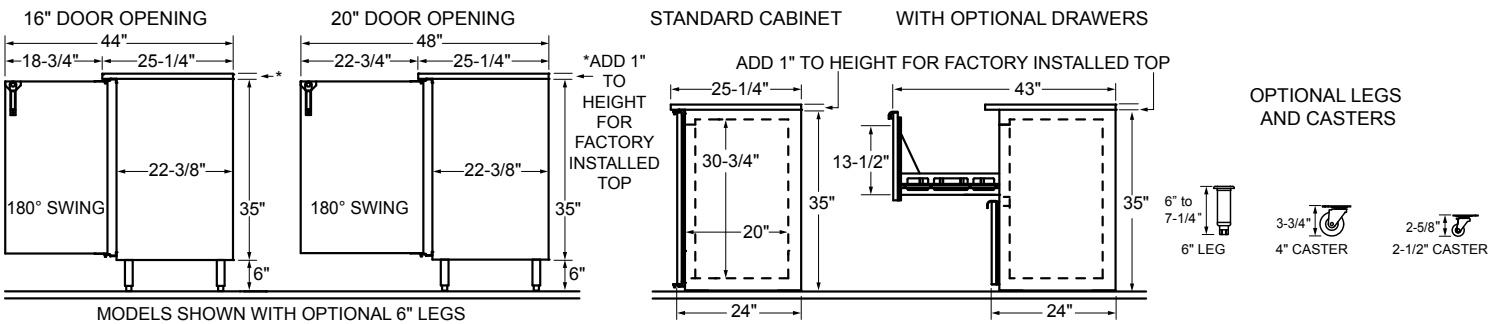
PLAN VIEWS



FRONT VIEWS



SIDE VIEWS



Note: Available with compressor left or right. Compressor left model shown. *Wine bottle capacity is based on adjustable shelves. Drawers will hold less.

16" Door Opening Models	X	Y	DOORS	Capacities			
				12 oz. bottles, cases	750ml wine bottles *	1/2 barrel kegs	1/6 barrel kegs
C1FB32	32"	16"	1	5.8	57	N/A	2
C1FB52	52"	36"	2	13.3	116	N/A	7
C1FB72	72"	56"	3	21.1	188	N/A	11
C1FB92	92"	76"	4	28.8	260	N/A	15

20" Door Opening Models	X	Y	DOORS	Capacities			
				12 oz. bottles, cases	750ml wine bottles*	1/2 barrel kegs	1/6 barrel kegs
C1FB36	36"	20"	1	7.8	70	1	4
C1FB60	60"	44"	2	17.3	164	2	8
C1FB84	84"	68"	3	27.1	248	4	14
C1FB108	108"	92"	4	36.8	332	5	18



5400 N Michigan Rd • Saginaw, MI • 48604-9780
 989.752.4275 • 800.748.0423 • Fax 989.752.4444
www.glastender.com

Printed in USA


Direct Draw Draft Beverage Towers and Accessories

Configuring Bar Profile Coolers for Draft Beverage Dispensing

All Glastender bar profile coolers can be configured for draft beverage dispensing. Please note that a minimum 17" wide door opening is required for full size (i.e., 16" diameter) 1/2 barrel kegs. Refer to the capacity statements in the Product Directory or Specification Sheet for the sizes and quantities of kegs each unit will hold. Please also note that the ceiling hung evaporators in remote style coolers may prevent the mounting of beverage towers or at least limit where they can be located.

Direct Draw Draft Beverage Towers

Glastender Column and Tee Towers come standard with the stainless steel faucets and shanks necessary to dispense keg beer, wine, soda, coffee, or cocktails. Each tower includes a drain pan and each faucet includes 7/2" of 3/16" ID restriction line with a nut, stem, and washer. Mounting holes will be pre-drilled at the factory if the host cooler is ordered with a finished top and the tower location is specified.



Look for the Draft Beer Compatible logo

Draft Beverage Compatible



DIRECT DRAW DRAFT BEVERAGE TOWERS

GRAINLINE FINISH	MIRROR FINISH	BRASS FINISH**	FAUCETS	WGT
MODEL	MODEL	MODEL		
CT-1-SS	CT-1-MF	CT-1-PB*	1	13#
CT-2-SS	CT-2-MF	CT-2-PB*	2	15#
CT-3-SS	CT-3-MF	CT-3-PB*	3	18#
BT-4-SS	BT-4-MF	BT-4-PB*	4	23#
BT-5-SS	BT-5-MF	BT-5-PB*	5	27#
BT-6-SS	BT-6-MF	BT-6-PB*	6	31#
BT-8-SS*	BT-8-MF*	BT-8-PB*	8	39#
BT-10-SS*	BT-10-MF*	BT-10-PB*	10	57#
BT-12-SS*	BT-12-MF*	BT-12-PB*	12	65#

*NOTE: These Tee Towers are manufactured to order and are not returnable


** NOTE: Brass finish towers provided with mirror finish drain pan and brass finish perforated insert

Tower Cooler Kits

Direct draw beverage towers are chilled by air from inside the host cooler. This is especially important for draft beer, as warm faucets cause the beer to foam. For 1 and 2-door coolers, an evaporator hose tower cooling kit is sufficient. For 3 and 4-door coolers, specify the blower motor tower cooling kit. For two towers on one cooler, specify the blower motor tower cooling kit with tee.

TOWER COOLING KITS

MODEL	DESCRIPTION	WGT
06007097	Evap. hose cooling kit, 1 & 2-door coolers	2#
06007067	Blower motor cooling kit, 3 & 4-door coolers	3#
06007049	Blower w/tee cooling kit, for 2 towers	5#



PRIMARY REGULATOR KITS

Primary regulators are used to step down the CO₂ or nitrogen pressure from the main source. A tank mount CO₂ primary regulator attaches directly to the CO₂ tank. A bulk or in-line CO₂ primary regulator is used to splice into a CO₂ line when the CO₂ tank is shared by more than one system. A tank mount nitrogen primary regulator is used with pre-blended nitrogen and CO₂ or pure nitrogen gas. Each primary regulator kit includes 50 feet of nylon braided hose.

MODEL	DESCRIPTION	WGT
PRK-TC	Tank mount CO ₂ primary regulator kit	15#
PRK-BC	Bulk CO ₂ primary regulator kit	15#
PRK-TN	Tank mount nitrogen primary regulator kit	15#

SECONDARY REGULATOR KITS

The REG-CO2-LP1 secondary regulator kit is normally mounted inside the direct draw cooler and connects to the gas line coming from the externally mounted primary regulator. For installations with more than one keg on tap, also order the appropriate manifold kit(s). When no external source of CO₂ is available, a 5 pound CO₂ cylinder may be stored inside the cooler, which will require the REG-CO2-HP regulator. A manifold kit will also be required if there is more than one keg on tap.

MODEL	DESCRIPTION	WGT
REG-CO2-LP1	Secondary regulator kit	7#
REG-CO2-HP	Primary regulator kit for use with 5# CO ₂ tank	7#
MAN2	Two product manifold kit	2#
MAN3	Three product manifold kit	3#
MAN4	Four product manifold kit	4#
MAN5	Five product manifold kit	5#
MAN6	Six product manifold kit	6#

ADDITIONAL ACCESSORIES

MODEL	DESCRIPTION	WGT
03004240	1/2" ID black drain line, per foot	N/A
05000400	5/16" ID red vinyl air line, per foot	N/A
05000386	1/4" ID nylon braided air line, per foot	N/A
05001066	Sanke keg tap, stainless steel probe	2#
05001026	Sanke keg tap, low profile	2#
05000368	Lock for beer faucet	2#
05000636	5# CO ₂ tank (unfilled)	15#
LCK	Line cleaning kit	
06007084	Drain bottle	



5400 N Michigan Rd • Saginaw, MI • 48604-9780
989.752.4275 • 800.748.0423 • Fax 989.752.4444
www.glastender.com

Printed in USA